

HSCORE

Smart • Speed • Save



**The First High Throughput
Cell Counter Without Plastic Slides**


Why Halo Counter is your choice?

Stop Wasting, Start Counting.

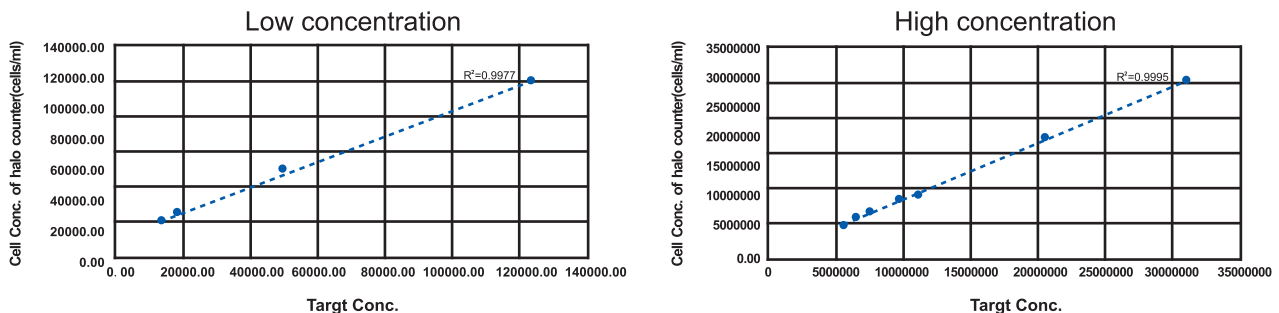
Zero Consumables: Innovative sample stage technology eliminates disposable plastic slides.

Eco-Friendly Lab: One Halo Counter saves thousands of slides annually, reducing your lab's cost and white plastics pollution significantly.

Rapid Workflow: Process up to 8 samples one time. Direct pipetting, counting, and one-wipe cleaning.

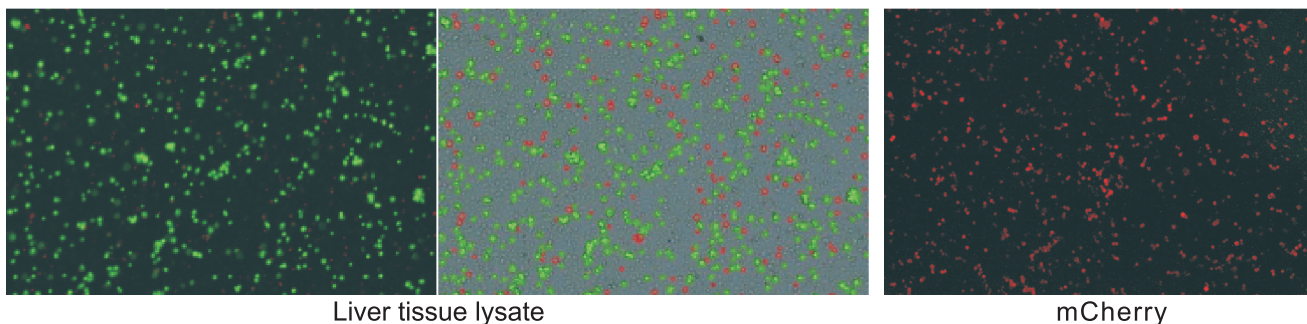


AI Algorithm: Deep learning neural networks identify cells in complex clusters with >99% accuracy.

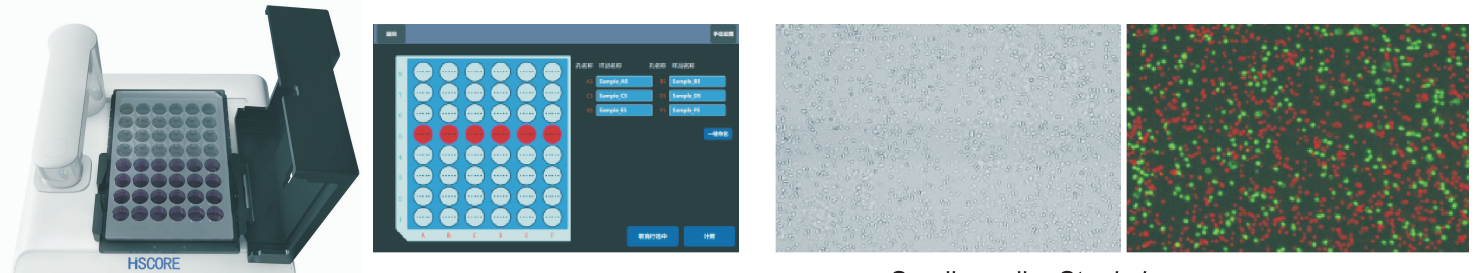


Multi-Channel Fluorescence:

High-sensitivity AO/PI/GFP/mCherry imaging for viability and transfection assays.




Versatile Modules: adherent cell assay : GFP/RFP transfection efficiency, cell confluence



Halo BOX adherent cell assay adapter

Smaller cells: *Staphylococcus aureus* (diameter approximately 2-3 microns)

Regulatory Compliance (21 CFR Part 11)



Audit Trail: Secure, computer-generated, time-stamped audit trails for all operations.

Electronic Signatures: Multi-level user access control and secure electronic signature binding.

Data Integrity: Reliable data storage with anti-tampering protection.

Application

Cell sample(4X objective) cell line: primary cell, PBMC, NK, T-cell, stem cell and small cell *etc.*

Microbial sample(10X objective): yeast, E.coil, Alage, blood platelet *etc.*

Both cell sample and microbial sample(4& 10X objective)

User interface



Selected Publication

Restoration of N-glycosylation via leucine-activated leucyl-tRNA synthetase 1 overcomes chemoresistance
In intrahepatic cholangiocarcinoma **J. Hepatol. 2025**

Mitochondrial uptake and translocation by macrophages promotes vascular regeneration in peripheral
ischemia **Bioactive Materials, 2025**

Whole genome analysis and in vivo safety assessment of probiotic candidate Lactobacillus acidophilus
L177 **BMC Microbiol 2025**

Proteomics suggests the role of Cxcl12 secreted by hucMSCs in the treatment of lipopolysaccharide-acute
lung injury **Microvascular Research 2025**

The Age-Dependent Anticancer Efficacy of Agaricus blazei Murill Polysaccharide in Colon Cancer
Molecular Nutrition Food Research 2025

Neuronal activity-induced GLUT3 plasma translocation supports energy demands for memory
acquisition **Communications Biology 2025**

Technical Specs

	Bright Field Cell Counter	Fluorescence Cell Counter
Optics Channel	Bright Field, Typan Blue	Bright Field, Typan Blue, AOPI, GFP, mCherry
Diameter range	1-400um	0.8~400um
Concentration range	1x10 ³ ~3x10 ⁷ cells/ml	
Objective	4X or 4X&10X	
Excitation channel		488nm, 587nm LED
Model	HD-4/HD-8/HD-4+/HD-8+	HD-4FL/HD-8FL/HD-4FL+/HD-8FL+

Contact Us:

Website: www.hiscore-bio.com

Email: info@hiscore-bio.com

LinkedIn: HISCORE Inc

